



The Mini Twin Series

Package Pump Station

Product Overview

The Mini Twin Range of package pump stations are designed to collect foul water from multiple properties or buildings which houses multiple people such as commercial offices and other medium sized commercial applications.

The Mini Twin Range has been designed to ensure an easy and trouble free installation and is manufactured in high grade HDPE.

The Mini Twin Range of pump stations are delivered to site as a complete package, including all internal pipe work, 2 sewage pumps and alternating control panel and float switches.

This system also comes with guide rail and pedestal kit for easy pump access. The station is designed to pump through a 63mm pump main as the chamber's outlet terminates in a 2" male BSP thread.

The Mini Twin Range pump station allows for one or two 110mm inlet (to be drilled on site) to enable a quick and easy installation.

For detailed instructions for wiring and installation, please review the installation manual.

Application Areas

The Mini Twin Series is suited to multiple types off application, the most common being: -

- ▶ Residential extensions
- ▶ Basement Conversions
- ▶ Workshops
- ▶ Outbuildings
- ▶ Annexes

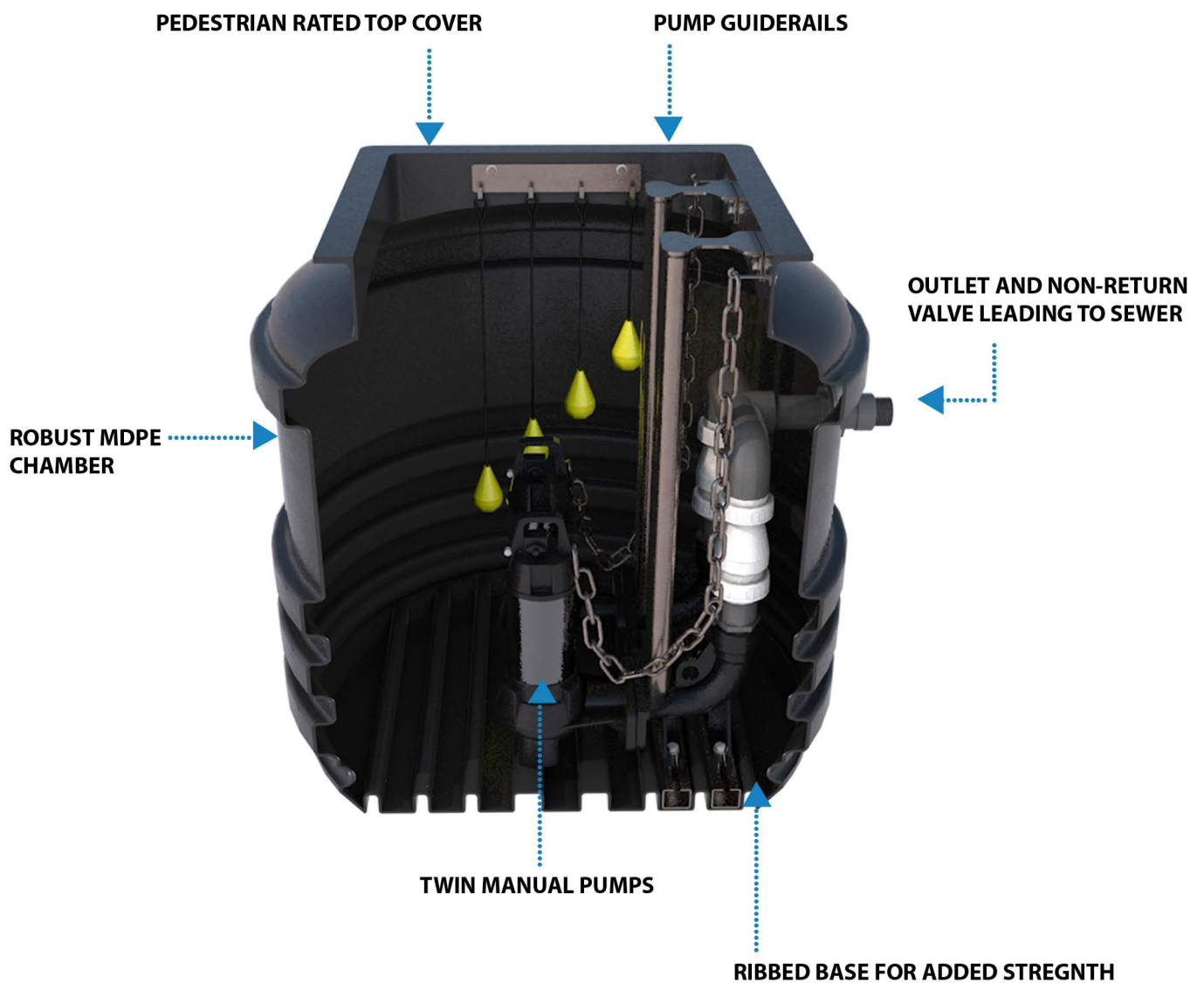
Additional Extra Components

The Mini Twin Series can also come with a range of extras and accessories which are recommended with each station, these are: -

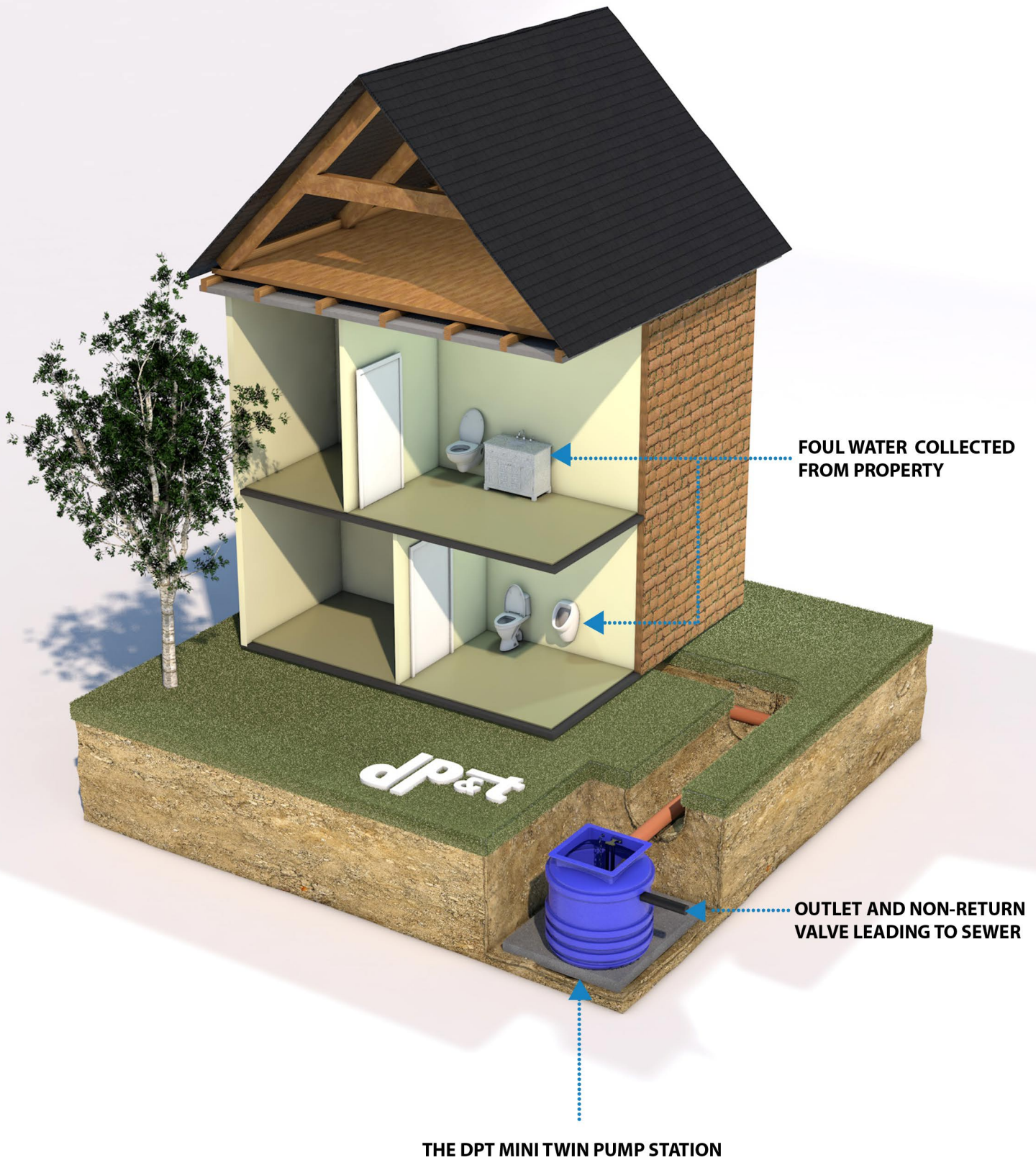
- ▶ Pipework and fittings
- ▶ High level alarm
- ▶ Telemetry alerts
- ▶ Battery backup



Mini Twin Series Features at a Glance



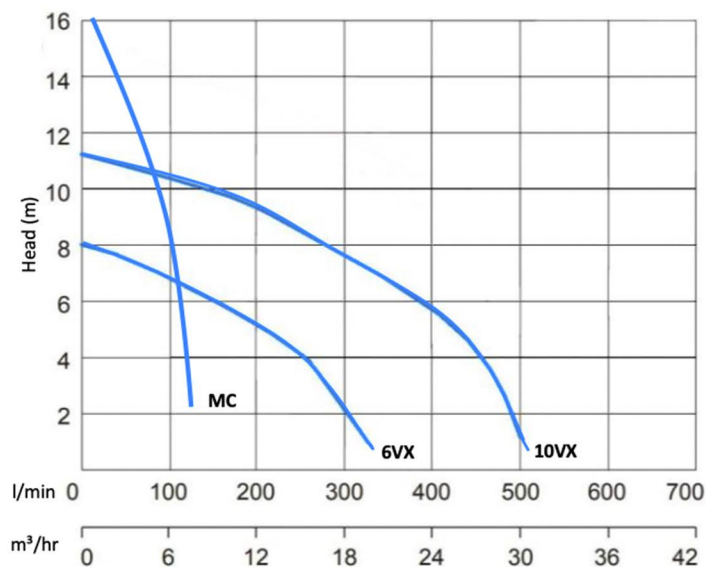
Typical Mini Twin Installation



Technical Information

CHAMBER DIMENSIONS			ACCESS COVER	
DIAMETER	HEIGHT	CAPACITY	SIZE	RATING
1000mm	1000mm	800L	600 X 600 (mm)	Pedestrian
	1500mm	1200L		
	2000mm	1700L		

Model Ref	6VX	10VX	MC
Impeller Type	Vortex	Vortex	Macerator
Power Supply	230 ~ 1ph ~ 50hz		
Rated Power	0.3kW	0.75.KW	1.2KW
Rated Current	1.9A	4.0A	9.2A
Max Head	6m	10m	16m
Max Flow Rate	5.5 l/s	7.9 l/s	1.8 l/s
Cable Length	10m	10m	10m
Free Passage	50mm	50mm	Macerator





Direct Pumps and Tanks Ltd
Unit 12 Cossall Industrial Estate
Ilkeston
Derbyshire
DE7 5UA
Tel: 0115 9444474
Fax: 0115 9442040
Email: info@dpandt.co.uk